



THE FUTURE OF MANUFACTURING NEEDS DIGITAL

CONNECT

INTEGRATE

UNCOVER INSIGHTS

SCALE

Presented by **RAZOR**



Factory 7
Machine 2



Stopped For
0h 12m 25s

● Asset Stopped

MANUFACTURERS LOST AN **ESTIMATED £1.3^{TRN}** DUE TO UNPLANNED DOWNTIME IN 2022

Source: Senseye

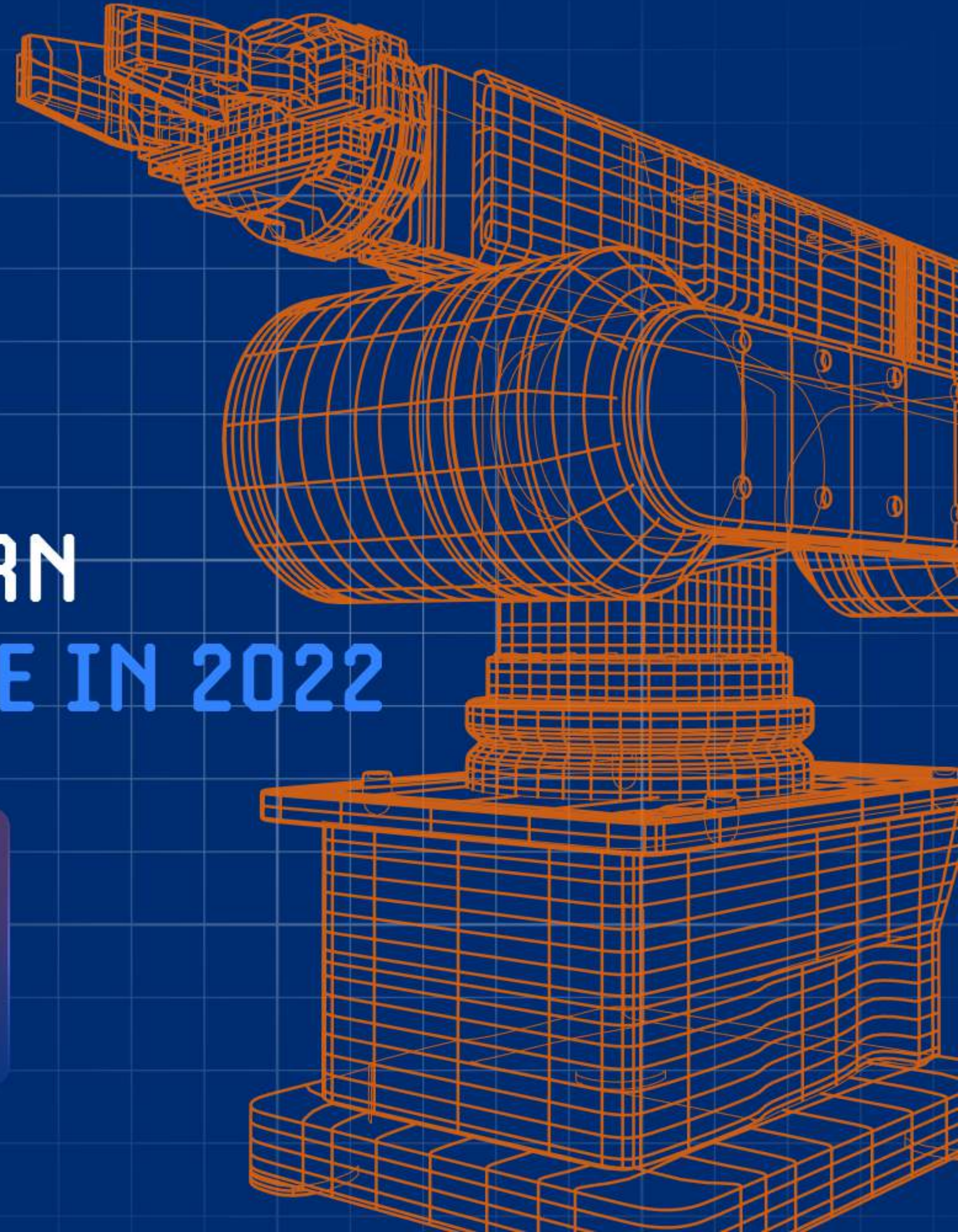
Factory 3
Machine 17




Stopped For
1h 6m 18s

● Asset Stopped

Presented by **RAZOR**





BUILT ON STATE OF THE ART INDUSTRY STANDARDS AND CUTTING EDGE RESEARCH

* Interoperability protocol standard



CONNECT YOUR SHOP FLOOR.

INTUITIVE DASHBOARDS
FOR ALL THE TEAM

INSIGHTS

01.24

EXTRACT

01.24

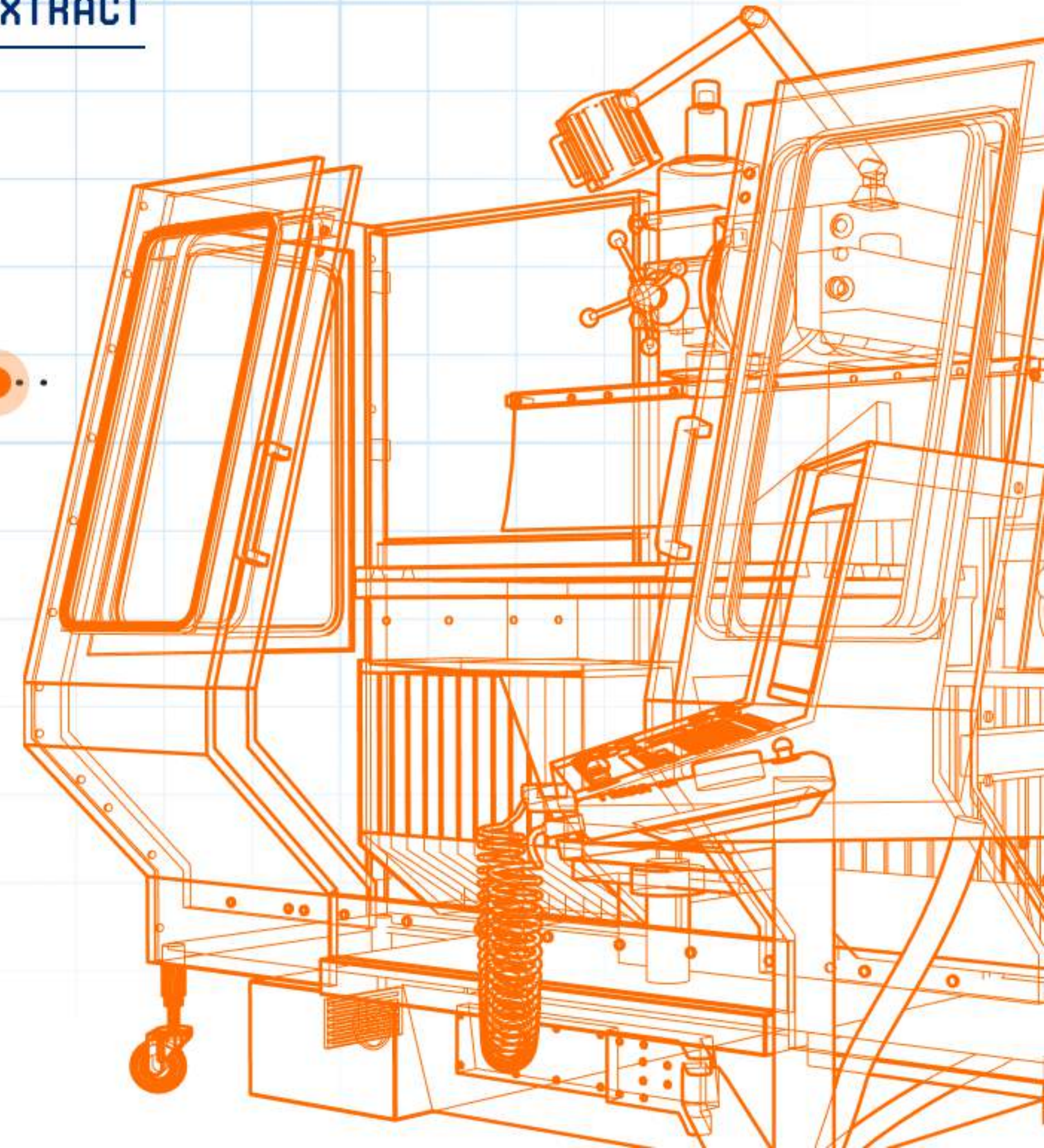
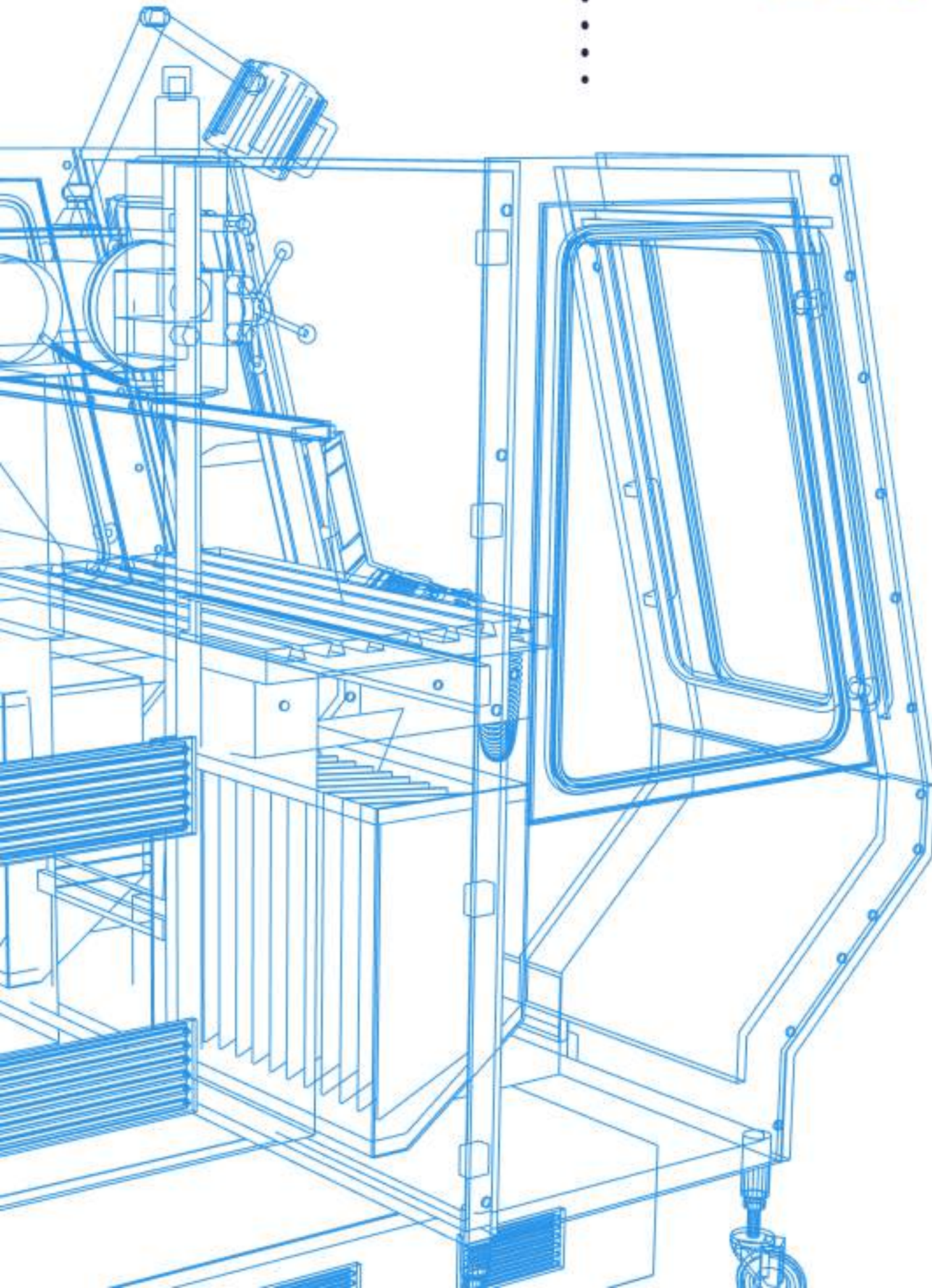

CONNECT

01.24

UNIFY

01.24

DISPARATE DATA IS
UNIFIED IN A SINGLE
SOURCE OF TRUTH



Energy Usage

▼ 1.32%

100kw

INSTANT ANSWERS

01.24

Total Utilisation

▼ 2.32%

60.5%

REAL-TIME DATA

01.24

IMAGINE

INSTANT INSIGHTS
INTO YOUR SHOP
FLOOR DRIVEN BY AI

MART

OEE predicted to drop to **78%**. Shall I reschedule production to improve OEE?

AM

Yeah, go for it!

MART

Walter Asset 2 will need a maintenance check in a week.

MART

Engineer **Oliver Minton** has been booked in at **13:30 on the 21st**.

Schedule this as a recurring monthly appt

Send

Health Metric



Energy Usage

▼ 1.32%

100kw

INSTANT ANSWERS

01.24

Health Metric



Total Utilisation

▼ 2.32%

60.5%

IMAGINE IF

IMMERSIVE DIGITAL
TWINS ACCESSIBLE
FROM ANYWHERE

REAL-TIME DATA

01.24

CO₂ Consumption ▲ 5.32%

5.0

Jobs In Progress

4

OEE AT 91%

OEE AT 70%

OEE AT 65%

OEE AT 78%

OEE AT 75%

OEE AT 70%

MACHINE STOPPED

OEE AT 80%

OEE AT 75%

OEE AT 70%

01.24

CONNECT

01.24

CENTRALISE



CONNECT EVERY MACHINE AND SENSOR ON YOUR
SHOP FLOOR TO EXTRACT AND PRESENT DATA AS
ACTIONABLE INSIGHTS FOR YOUR ENTIRE TEAM

EXTRACT

01.24

INSIGHT

01.24



01.24

ASSET VIEW

01.24

REAL-TIME DATA

MiP / VISUAL FACTORY

3D VISUALISATION OF YOUR ENTIRE SHOP FLOOR

REAL-TIME

IMMERSIVE VIEW

FACTORY, MACHINE & ASSETS VIEWS



01.24

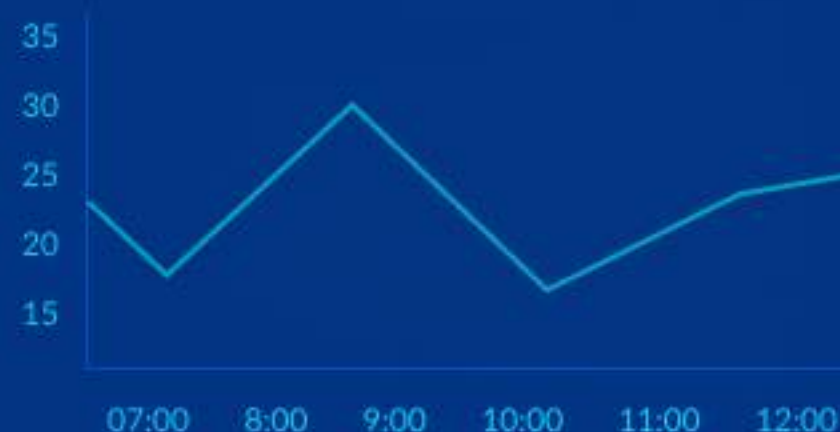
MONITOR

Coolant Temperature

Current Temperature

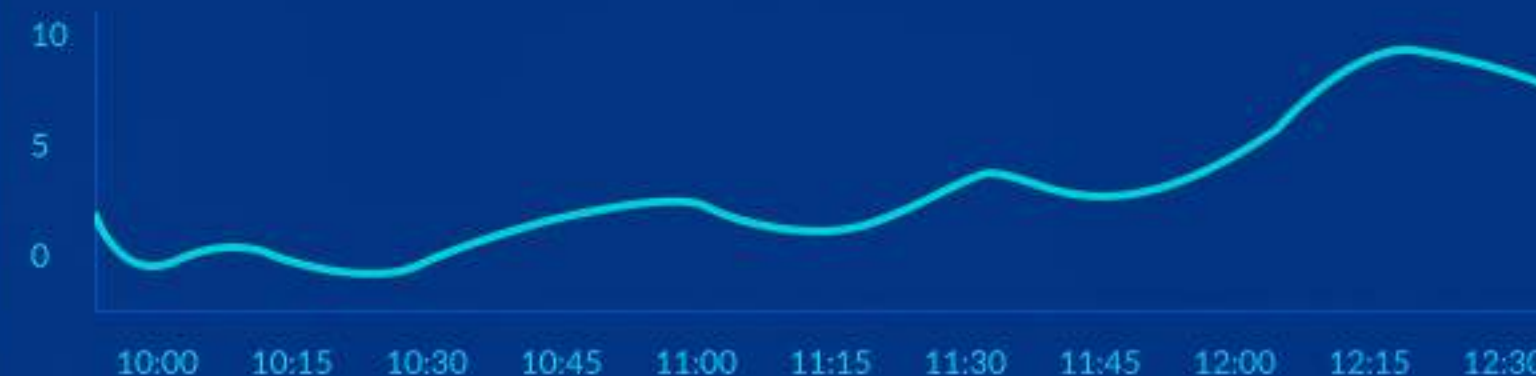


Temperature Timeline



Tool OD

Tool OD Timeline



Avg Utilisation

75.7%

Avg. Energy Usage p/h

100mw

Avg. Running Cost p/h

£1,500

DEDICATED OPERATOR & ENGINEER DASHBOARDS

MONITOR MACHINE EFFICIENCY

TRACK EVENTS

MACHINE FAILURE ALERTS

ALERTS

01.24

OPERATOR DASHBOARD

MONITOR MACHINE EFFICIENCY

TRACK EVENTS

ALERT ENGINEERS

Track **events** directly off the PLC, with **real time** output and **efficiency** metrics, and **alerts** in the event of machine failure.

Operators are able to **quickly alert engineers** to faults, meaning they can get back to work quicker.



Sheffield North



Avg. Utilisation (%)

57.5

MANAGEMENT STUDIO

USER MANAGEMENT

ASSET MANAGEMENT

EVENT MANAGEMENT

TAILORED TO YOU

MANAGEMENT STUDIO

ASSET CONFIG

EVENT CONFIG

USER MANAGEMENT

Configuration and management in a single easy to use environment.

Handle staff competencies, work stoppage reasons and asset schedules seamlessly.

ERP integrations instantly sync your data, keeping a single source of truth across your business.

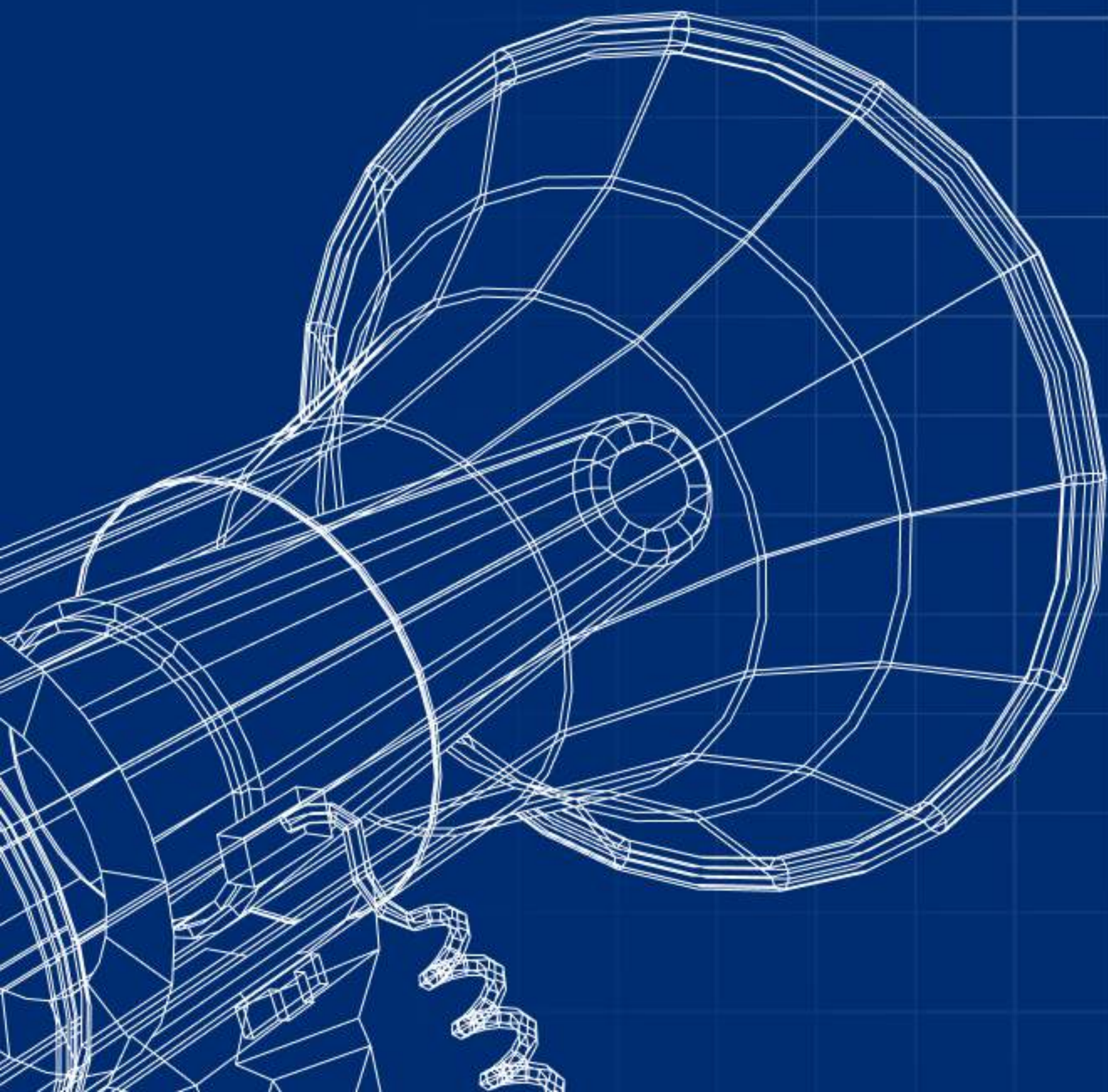




BOOK A DEMO

HELLO@RAZOR.CO.UK

+44 114 312 2058



Presented by **RAZOR**

